



## New TZ Inverter models. Powerful and efficient.

### Heating power and efficiency

- NEW! R32 gas environmental friendly
- NEW! New design
- Wired Controller (optional)
- Complete line-up of standard Inverter models
- Super Quiet! Only 20 dB(A)
- High energy savings
- Long connection distance (from 15 m up to 30 m)



Exceptional Seasonal Cooling Efficiency based on the new ErP regulation. Higher SEER ratings mean greater efficiency. Save all the year while heating!



Exceptional Seasonal Heating Efficiency based on the new ErP regulation. Higher SCOP ratings mean greater efficiency. Save all the year while heating!



The A Inverter system provides energy savings of up to 50%. Both you and nature wins!



Panasonic R2 Rotary Compressor. Designed to withstand extreme conditions, it delivers high performance and efficiency.



Particulate matter (PM2.5) can be found suspended in the air, including dust, dirt, smoke and liquid droplets.



With Super Quiet technology our devices are as quiet as a library.



The Panasonic renewal system allows good quality existing R410A R22 pipe work to be re-used whilst installing new high efficiency R32 systems.



New Domestic integration to P-Line - CZ-CAPRA1. Can connect all ranges to P-Line. Full control is now possible.



Control your air conditioning from wherever you are. Using smartphone, tablet or PC via internet.



Integrated into the indoor unit provides easy connection to, and control of, your Panasonic heat pump to your home or building management system.



5 Years Warranty. We guarantee the compressors in the entire range for five years.



Our heat pumps containing the new refrigerant R32 show a drastic reduction in the value of Global Warming Potential (GWP).

# Wall Mounted TZ Standard Inverter R32 GAS

New TZ Inverter models are powerful and efficient, with an outstanding energy ranking of A++/A+, unique in the market! The TZ works up to an outdoor temperature of -15°C in heating mode and -10°C up to an outdoor temperature of -15°C in cooling and still with a high efficiency and capacity! Furthermore, the annual energy consumption has never been so low.

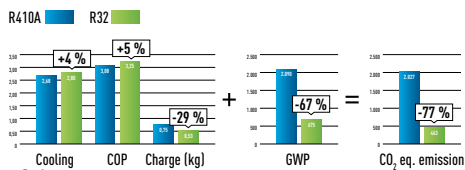
## Panasonic recommended R32 because it is environmental friendly



Compared to R22 and R410A, R32 has a very low potential impact on the depletion of ozone layer and global warming

In line with the European Countries who are concerned in protecting and maintaining the environment by participating in the Montreal Protocol to rectify one of its programs in protecting the Ozone Layer and preventing Global Warming, Panasonic as the producer and maker of electronic products who are close to the community has been actively making this program successfully on an ongoing basis.

We are continuously working to reduce our environmental impact. In connection with new regulations regarding the Global Warming Potential (GWP) of refrigerants, we have taken the development of our heat pumps a step further. Primarily when it comes to reduced environmental impact and increased energy efficiency.



## Internet Control

Control your air conditioning from wherever you are. Control your comfort and efficiency with the lowest energy consumption. Using smartphone, tablet or PC via internet. Etherneta Wifi accessory is wired connected to unit, gives full bidirectional connectivity: power consumption, error codes messages, ...



Internet Control PA-AC-WIFI-1 (Optional)

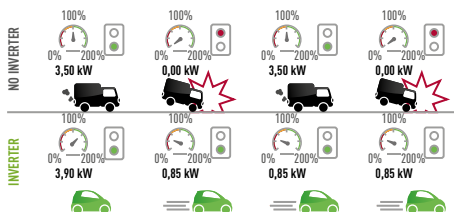
## Inverter technology

Panasonic Inverter air conditioners have the flexibility to vary the rotation speed of the compressor. This allows to use less energy to maintain the set temperature while also being able to cool the room quicker at start up. So you can enjoy better savings on your electricity bills while maintain cooling comfort.



NO INVERTER Slow to start. Takes longer to reach the temperature set point. The temperature oscillates between the two extremes and never stabilises. The temperature falls and then rises quickly, leading to a consumption peak.

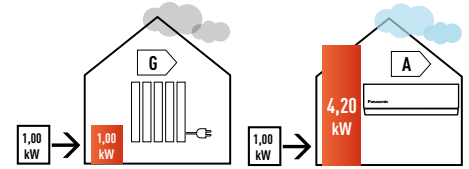
INVERTER Rapidly reaches the desired temperature. Adjusts the temperature: more comfort and greater savings. Keeps the temperature comfortable all the time.



## Great efficiency the whole year

Original Panasonic Inverter technology and a high performance compressor provide top-class operating efficiency. This lets you enjoy lower electricity bills while contributing to environmental protection. RE range beyond ErP standard. RE range provides higher Season Efficiency. This warranties major savings will be achieved within all year long. Also stand by consumption is extremely low, as low as 0,001 kW/h. As result RE range reaches A++ in cooling and A+ in heating (KIT-RE18-RKE).

\* SCOP on heating mode for KIT-RE18-RKE compared with electrical heaters at +7 °C.



## Powerful real capacity

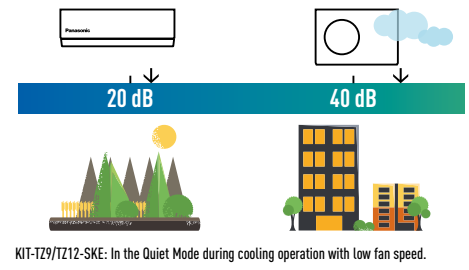
Panasonic offers you the real capacity in your system. No matter which cooling and heating needs you have, Panasonic will provide you the full rated capacity. Why is this important? If you install smaller capacity than you need, that system will be working more intensively at high speed, it means higher running cost and shorten system life period. Even 10% lower capacity will impact negatively in your bills.

## Silent ambient and relaxing atmosphere 20 dB(A)



We have succeeded in making one of the most silent air conditioners on the market. Panasonic Inverter air conditioner's indoor operating noise has been reduced as the Inverter constantly varies its output power to enable more precise temperature control.

Quiet Mode reduces operation noise to a quiet 20dB\* for a comfortable night's sleep. Noise is 5dB quieter than during regular operation.



KIT-TZ9/TZ12-SKE: In the Quiet Mode during cooling operation with low fan speed.



CS-TZ9SKEW / CS-TZ12SKEW / CS-TZ15SKEW / CS-TZ18SKEW

CS-TZ24SKE



Included for TZ9, TZ12 and TZ15

Included for TZ18 and TZ24

Optional wired remote control CZ-RD514C

Kit			KIT-TZ9-SKE*	KIT-TZ12-SKE*	KIT-TZ15-SKE*	KIT-TZ18-SKE*	KIT-TZ24-SKE**
Cooling capacity	Nominal (Min - Max)	kW	2,50 (0,85 - 3,00)	3,50 (0,85 - 3,90)	4,20 (0,85 - 4,60)	5,00 (0,98 - 5,40)	6,80 (0,98 - 8,10)
SEER	Nominal	W/W	6,20 A++	6,20 A++	5,60 A+	6,70 A++	6,10 A++
Power input cooling	Nominal (Min - Max)	kW	0,670 (0,250 - 0,890)	1,000 (0,255 - 1,190)	1,260 (0,265 - 1,650)	1,620 (0,285 - 1,800)	2,100 (0,380 - 2,670)
Heating capacity	Nominal (Min - Max)	kW	3,30 (0,80 - 4,10)	4,00 (0,80 - 5,10)	5,00 (0,80 - 6,80)	5,80 (0,98 - 7,50)	8,60 (0,98 - 9,90)
Heating capacity at -7°C	Nominal	kW	2,70	3,30	3,90	4,67	6,13
SCOP	Nominal	W/W	4,20 A+	4,20 A+	3,80 A	4,10 A+	4,00 A+
Power input heating	Nominal (Min - Max)	kW	0,800 (0,195 - 1,130)	1,050 (0,200 - 1,420)	1,350 (0,200 - 2,050)	1,760 (0,340 - 2,420)	2,610 (0,450 - 3,130)
Sound pressure level <sup>1)</sup>	Cooling - Heating (Hi / Lo / Q-Lo)	dB(A)	37 / 24 / 19 - 38 / 25 / 19	39 / 25 / 19 - 40 / 27 / 19	42 / 28 / 19 - 42 / 33 / 19	43 / 31 / 25 - 43 / 35 / 29	44 / 37 / 34 - 44 / 37 / 34
Indoor Unit Dimensions / Net weight	H x W x D	mm / kg	290 x 870 x 204 / 9	290 x 870 x 204 / 9	290 x 870 x 204 / 10	290 x 870 x 204 / 10	290 x 1.070 x 235 / 12
Out Door Dimensions <sup>2)</sup> / Net weight	H x W x D	mm / kg	542 x 780 x 289 / 27	542 x 780 x 289 / 32	619 x 824 x 299 / 35	619 x 824 x 299 / 41	795 x 875 x 320 / 67

<sup>1)</sup> The Sound pressure level of the units shows the value measured of a position 1 metre in front of the main body and 0,8 m below the unit. The sound pressure is measured in accordance with Eurovent 6/C/006-97 specification. Q-Lo: The lowest fan speed. Lo: The second lowest fan speed (the lowest fan speed for RE18/24). <sup>2)</sup> Add 70mm for piping port.

\* Available in April 2016. \*\* Available in May 2016.



To find out how Panasonic cares for you, log on to: [www.aircon.panasonic.eu](http://www.aircon.panasonic.eu)

Panasonic Marketing Europe GmbH  
Panasonic Air Conditioning  
Hagenauer Strasse 43, 65203 Wiesbaden, Germany

heating & cooling solutions